

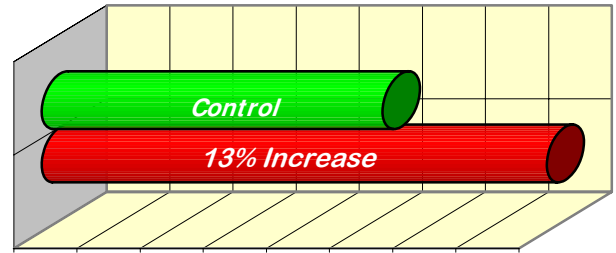


THE ASHFORD FORMULA

PERFORMANCE CRITERIA

Abrasion

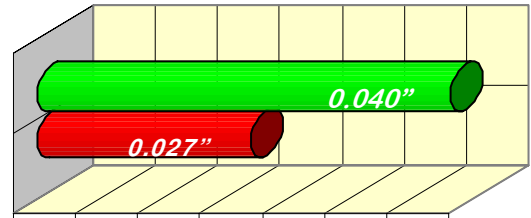
ASTM C 779 - Depth of Wear
 Abrasion Resistance to Revolving Disks:
An improvement of 32.5% over untreated samples after thirty minutes.



Bonding

ASTM D 3359 – Surface Adhesion
 Adhesion of Coatings:
For epoxy, a 22% increase in adhesion over untreated samples. No change in adhesion for polyurethane.

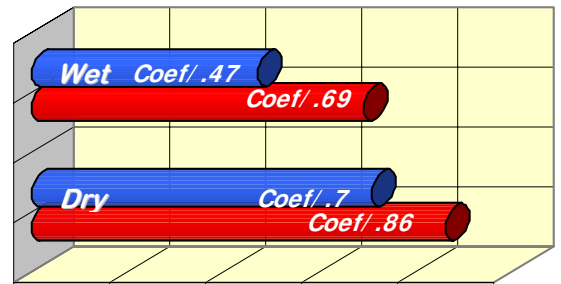
➤ Impact Resistance (Increase)



Curing

Moisture loss during the critical initial twenty-four hour period was determined on treated and untreated samples in a controlled environment cabinet:
Untreated samples registered a 93% greater moisture loss over treated samples.

➤ Abrasion Resistance (Depth of Wear)



Hardening

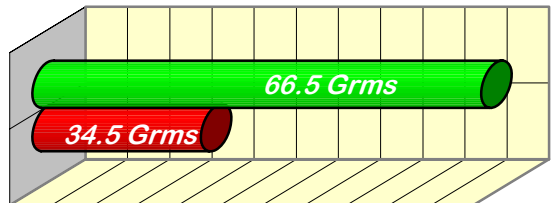
ASTM C39 – Compressive Strength
 After seven days:
An increase of 40% over untreated samples.
 After twenty-eight days:
An increase of 38% over untreated samples.

ASTM C 805 – Rebound Number
 Impact resistance by Schmidt hammer:
An increase of 13.3% over untreated samples.

➤ Coefficient of Friction

Permeability


SEEPAGE RATE
 Using a 83-inch (2.11 meter) head of water on a 4.91 square inch (31.67 cm) area treated with The Ashford Formula, only allowed a rate of .00073 oz. (0.022cc) per hour. After several days, the sample became damp, but no local seepage was observed.



➤ Moisture Loss (After 24 Hours)

Friction

ASTM C 1028 – Friction
 The coefficient of friction on steel-troweled samples treated with The Ashford Formula versus the reference tile (A higher ratio represents a reduction in slippage):
Dry, .86 vs. .71, and wet, .69 vs. .47.



➤ Compressive Strength (At 7 & 28 Days)

Weathering

ASTM G 23 – Light Exposure Degradation
 Exposure to ultra violet light and water:
No evidence of adverse effects on the samples treated with The Ashford Formula.



This technical information is provided as a general performance profile for evaluating the appropriate use of The Ashford Formula. Independent laboratories obtained the test performance results under controlled environments. Curecrete Distribution, Inc. makes no claim that these tests, or any other tests, accurately represent actual design and/or usage environments